







## New Labels Applied to Old Mats

Step 1	Step 2	Step 3	Step 4	Step 5	Step 6
Grind Area using belt sander	Clean the area with acetone using a rag	Peel label from poly and apply it to the clean area	Set heat press for 360°F	Place mat inside and start the cycle	Inspect mat after pressing to make sure label adhered correctly
Time: 20 Seconds	Time: 10 Seconds	Time: 10 Seconds	Time: 10 Seconds	Time: 120 Seconds	Time: 10 Seconds
					

### Materials Needed

Item Name	Qty Needed	Cost	Link
Hand Held Belt Grinder (Pneumatic) 	1 Unit	\$65.00	<a href="http://www.northerntool.com/shop/tools/product_200658773_200658773?cm_mmc=Google-pla&amp;utm_source=Google_PLA&amp;utm_medium=Air%20Tools%20%2B%20Compressors%20%3E%20Air%20Tools%20%2B%20Accessories&amp;utm_campaign=Klutch&amp;utm_content=47923&amp;gclid=Cj0KEQjwy4zLBRCOg6-4h6vs3cUBEiQAN-yzfhMbWM_-">http://www.northerntool.com/shop/tools/product_200658773_200658773?cm_mmc=Google-pla&amp;utm_source=Google_PLA&amp;utm_medium=Air%20Tools%20%2B%20Compressors%20%3E%20Air%20Tools%20%2B%20Accessories&amp;utm_campaign=Klutch&amp;utm_content=47923&amp;gclid=Cj0KEQjwy4zLBRCOg6-4h6vs3cUBEiQAN-yzfhMbWM_-</a>
Acetone 	1 Quart	\$7.50	<a href="http://www.homedepot.com/p/Klean-Strip-1-qt-Acetone-QAC18/100144922">http://www.homedepot.com/p/Klean-Strip-1-qt-Acetone-QAC18/100144922</a>
Shop Towels 	1 to 2	Use in house towels	<a href="http://www.reagentextiles.com/Images/products/LAN-ST-1818-R.jpg">http://www.reagentextiles.com/Images/products/LAN-ST-1818-R.jpg</a>